

ACCOUNT STATEMENT

Statement Period
Account Number

01/01/2016 through 01/31/2016
M87163

Index Of Related Accounts

THIS REPORT CONSOLIDATES THE ACTIVITY OF
THE FOLLOWING ACCOUNTS:

ACCOUNT	NAME
2850000701	AS CUSTODIAN FOR POMPANO BEACH GENERAL EMPLOYEES' RETIREMENT SYSTEM RECEIPTS & DISBURSEMENT ACCOUNT
2850000710	AS CUSTODIAN FOR POMPANO BEACH GENERAL EMPLOYEES' RETIREMENT SYSTEM - MUTUAL FUND ACCOUNT
2850000729	AS CUSTODIAN FOR POMPANO BEACH GENERAL EMPLOYEES' RETIREMENT SYSTEM RHUMBLINE ADVISORS
2850000738	AS CUSTODIAN FOR POMPANO BEACH GENERAL EMPLOYEES' RETIREMENT SYSTEM RICHMOND CAPITAL MGMT FIXED
2850000747	AS CUSTODIAN FOR POMPANO BEACH GENERAL EMPLOYEES' RETIREMENT SYSTEM STRALEM & COMPANY INC
2850000756	AS CUSTODIAN FOR POMPANO BEACH GENERAL EMPLOYEES' RETIREMENT SYSTEM VICTORY CAPITAL MGMT
2850000765	AS CUSTODIAN FOR POMPANO BEACH GENERAL EMPLOYEES' RETIREMENT SYSTEM AMERICAN REALTY ADVISOR
2850000774	AS CUSTODIAN FOR POMPANO BEACH GENERAL EMPLOYEES' RETIREMENT SYSTEM DEPRINCE, RACE & ZOLLO
2850000783	AS CUSTODIAN FOR POMPANO BEACH GENERAL EMPLOYEES' RETIREMENT SYSTEM ATLANTA CAPITAL MANAGEMENT

ACCOUNT STATEMENT

Statement Period
Account Number

01/01/2016 through 01/31/2016
M87163

Index Of Related Accounts

THIS REPORT CONSOLIDATES THE ACTIVITY OF
THE FOLLOWING ACCOUNTS:

ACCOUNT	NAME
2850000792	AS CUSTODIAN FOR POMPANO BEACH GENERAL EMPLOYEES' RETIREMENT SYSTEM JP MORGAN INVESTMENTS
2850000809	AS CUSTODIAN FOR POMPANO BEACH GENERAL EMPLOYEES' RETIREMENT SYSTEM PRINCIPAL GLOBAL INVESTORS

ACCOUNT STATEMENT

Statement Period
Account Number

01/01/2016 through 01/31/2016
M87163

Balance Sheet

	AS OF 01/01/2016		AS OF 01/31/2016	
	COST VALUE	MARKET VALUE	COST VALUE	MARKET VALUE
A S S E T S				
CASH	0.00	0.00	0.00	0.00
DUE FROM BROKERS	39,314.32	39,314.32	183,829.11	183,829.11
ACCRUED INCOME	229,380.35	229,380.35	237,308.46	237,308.46
TOTAL CASH & RECEIVABLES	268,694.67	268,694.67	421,137.57	421,137.57
CASH AND EQUIVALENTS				
SHORT TERM INVESTMENTS	9,311,447.45	9,311,447.45	4,933,331.46	4,933,331.46
TOTAL CASH AND EQUIVALENTS	9,311,447.45	9,311,447.45	4,933,331.46	4,933,331.46
EQUITIES				
COMMON STOCK	45,875,596.67	54,191,482.10	46,210,260.55	51,648,515.26
MUTUAL FUNDS - EQUITY	6,676,155.90	7,466,612.22	6,676,155.90	7,008,718.28
TOTAL EQUITIES	52,551,752.57	61,658,094.32	52,886,416.45	58,657,233.54
FIXED				
U S GOVERNMENT OBLIGATIONS	2,272,729.66	2,271,269.80	1,651,226.01	1,694,240.90
MORTGAGE BACKED SECURITIES	6,749,866.42	6,732,824.78	6,590,361.88	6,648,789.41
COLLATERALIZED MORTGAGE OBLIGATI	598,966.03	610,451.29	598,966.03	623,696.24
CORPORATE BONDS	10,678,073.96	10,591,198.50	11,896,131.91	11,845,891.05
MUTUAL FUNDS - FIXED INCOME	2,193,988.69	3,955,865.28	2,203,496.26	3,916,752.36
TOTAL FIXED	22,493,624.76	24,161,609.65	22,940,182.09	24,729,369.96
INTERNATIONAL				
FOREIGN BONDS, NOTES & DEBENTURE	180,870.00	161,046.00	180,870.00	160,311.00
FOREIGN STOCK	1,263,895.69	1,536,528.85	1,263,895.69	1,463,716.45
MUTUAL FUNDS - INTERNATIONAL	12,795,026.33	14,563,141.21	12,795,026.33	13,551,008.74
TOTAL INTERNATIONAL	14,239,792.02	16,260,716.06	14,239,792.02	15,175,036.19
MISCELLANEOUS ASSETS				
MISCELLANEOUS ASSETS	10,000,000.00	17,034,436.58	10,000,000.00	17,097,717.77
TOTAL MISCELLANEOUS ASSETS	10,000,000.00	17,034,436.58	10,000,000.00	17,097,717.77
PARTNERSHIPS				
PARTNERSHIPS	21,779,195.82	34,130,106.38	21,779,195.82	33,110,254.34
TOTAL PARTNERSHIPS	21,779,195.82	34,130,106.38	21,779,195.82	33,110,254.34
TOTAL HOLDINGS	130,375,812.62	162,556,410.44	126,778,917.84	153,702,943.26
TOTAL ASSETS	130,644,507.29	162,825,105.11	127,200,055.41	154,124,080.83

ACCOUNT STATEMENT

Statement Period
Account Number

01/01/2016 through 01/31/2016
M87163

Balance Sheet

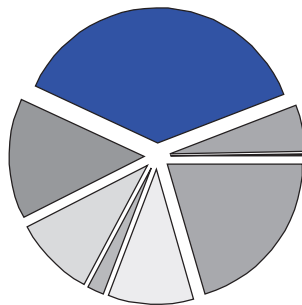
	AS OF 01/01/2016		AS OF 01/31/2016	
	COST VALUE	MARKET VALUE	COST VALUE	MARKET VALUE
	L I A B I L I T I E S			
DUE TO BROKERS	3,134,906.57	3,134,906.57	296,579.26	296,579.26
TOTAL LIABILITIES	3,134,906.57	3,134,906.57	296,579.26	296,579.26
TOTAL NET ASSET VALUE	127,509,600.72	159,690,198.54	126,903,476.15	153,827,501.57
TOTAL LIABILITIES AND EQUITY	130,644,507.29	162,825,105.11	127,200,055.41	154,124,080.83

ACCOUNT STATEMENT

Statement Period
Account Number

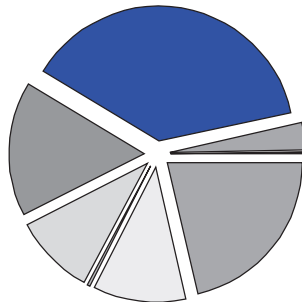
01/01/2016 through 01/31/2016
M87163

Beginning Market Allocation



0.2%	CASH & RECEIVABLES	268,694.67
5.8%	CASH AND EQUIVALENTS	9,311,447.45
38.6%	EQUITIES	61,658,094.32
15.1%	FIXED	24,161,609.65
10.2%	INTERNATIONAL	16,260,716.06
2.0%	LIABILITIES	3,134,906.57-
10.7%	MISCELLANEOUS ASSETS	17,034,436.58
21.4%	PARTNERSHIPS	34,130,106.38
100.0%	Total	159,690,198.54

Ending Market Allocation



0.3%	CASH & RECEIVABLES	421,137.57
3.2%	CASH AND EQUIVALENTS	4,933,331.46
38.1%	EQUITIES	58,657,233.54
16.1%	FIXED	24,729,369.96
9.9%	INTERNATIONAL	15,175,036.19
0.2%	LIABILITIES	296,579.26-
11.1%	MISCELLANEOUS ASSETS	17,097,717.77
21.5%	PARTNERSHIPS	33,110,254.34
100.0%	Total	153,827,501.57

ACCOUNT STATEMENT

Statement Period
Account Number

01/01/2016 through 01/31/2016
M87163

Summary Of Cash Receipts And Disbursements

R E C E I P T S

CASH BALANCE AS OF 01/01/2016		0 . 00
CONTRIBUTIONS		
EMPLOYER CONTRIBUTIONS	26 , 041 . 31	
EMPLOYEE CONTRIBUTIONS	200 , 861 . 40	
TOTAL CONTRIBUTIONS		226 , 902 . 71
INCOME RECEIVED		
DIVIDENDS	93 , 694 . 00	
INTEREST	25 , 207 . 73	
TOTAL INCOME RECEIPTS		118 , 901 . 73
OTHER CASH RECEIPTS		5 , 171 . 26
PROCEEDS FROM THE DISPOSITION OF ASSETS		7 , 780 , 495 . 64
TOTAL RECEIPTS		8 , 131 , 471 . 34

D I S B U R S E M E N T S

PAYMENTS TO PARTICIPANTS		
PAYMENTS TO PARTICIPANTS	847 , 801 . 88	
TOTAL PAYMENTS TO PARTICIPANTS		847 , 801 . 88
OTHER CASH DISBURSEMENTS		129 , 793 . 35
COST OF ACQUISITION OF ASSETS		7 , 153 , 876 . 11
TOTAL DISBURSEMENTS		8 , 131 , 471 . 34
CASH BALANCE AS OF 01/31/2016		0 . 00

ACCOUNT STATEMENT

Statement Period
Account Number

01/01/2016 through 01/31/2016
M87163

Summary Of Fund

MARKET VALUE AS OF 01/01/2016	159,690,198.54
EMPLOYER CONTRIBUTIONS	26,041.31
EMPLOYEE CONTRIBUTIONS	200,861.40
DIVIDENDS	93,694.00
INTEREST	25,207.73
LESS BEGINNING ACCRUED INCOME	229,380.35-
ACCRUED INCOME	237,308.46
OTHER RECEIPTS	5,171.26
REALIZED GAIN OR LOSS	109,158.72-
UNREALIZED GAIN OR LOSS	5,134,846.83-
PAYMENTS TO PARTICIPANTS	847,801.88-
OTHER DISBURSEMENTS	129,793.35-
TOTAL MARKET VALUE AS OF 01/31/2016	153,827,501.57

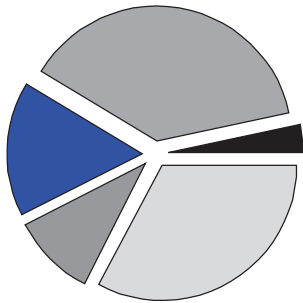
ACCOUNT STATEMENT

Statement Period
Account Number

01/01/2016 through 01/31/2016
M87163

Summary Of Investments

Investment Allocation



3.3%	CASH AND EQUIVALENTS	5,057,889.77
38.1%	EQUITIES	58,657,233.54
16.1%	FIXED	24,729,369.96
9.9%	INTERNATIONAL	15,175,036.19
32.6%	MISCELLANEOUS	50,207,972.11
100.0%	Total	153,827,501.57

Investment Summary

	Cost	Market Value	% of Acct	Estim Ann Inc	Income Yield
CASH AND EQUIVALENTS					
CASH	124,558.31	124,558.31	0.08	0	0.00
SHORT TERM INVESTMENTS	4,933,331.46	4,933,331.46	3.21	8,387	0.17
TOTAL CASH AND EQUIVALENTS	5,057,889.77	5,057,889.77	3.29	8,387	0.17
EQUITIES					
COMMON STOCK	46,210,260.55	51,648,515.26	33.58	1,089,981	2.11
MUTUAL FUNDS - EQUITY	6,676,155.90	7,008,718.28	4.56	155,270	2.22
TOTAL EQUITIES	52,886,416.45	58,657,233.54	38.13	1,245,251	2.12
FIXED					
U S GOVERNMENT OBLIGATIONS	1,651,226.01	1,694,240.90	1.10	31,181	1.84

ACCOUNT STATEMENT

Statement Period
Account Number

01/01/2016 through 01/31/2016
M87163

Summary Of Investments

Investment Summary

	Cost	Market Value	% of Acct	Estim Ann Inc	Income Yield
MORTGAGE BACKED SECURITIES	6,590,361.88	6,648,789.41	4.32	239,224	3.60
COLLATERALIZED MORTGAGE OBLIGATIONS	598,966.03	623,696.24	0.41	18,821	3.02
CORPORATE BONDS	11,896,131.91	11,845,891.05	7.70	519,443	4.39
MUTUAL FUNDS - FIXED INCOME	2,203,496.26	3,916,752.36	2.55	186,864	4.77
TOTAL FIXED	22,940,182.09	24,729,369.96	16.08	995,534	4.03
INTERNATIONAL					
FOREIGN BONDS, NOTES & DEBENTURES	180,870.00	160,311.00	0.10	8,625	5.38
FOREIGN STOCK	1,263,895.69	1,463,716.45	0.95	35,388	2.42
MUTUAL FUNDS - INTERNATIONAL	12,795,026.33	13,551,008.74	8.81	248,978	1.84
TOTAL INTERNATIONAL	14,239,792.02	15,175,036.19	9.86	292,991	1.93
MISCELLANEOUS					
MISCELLANEOUS ASSETS	10,000,000.00	17,097,717.77	11.11	0	0.00
PARTNERSHIPS	21,779,195.82	33,110,254.34	21.52	0	0.00
TOTAL MISCELLANEOUS	31,779,195.82	50,207,972.11	32.64	0	0.00
Total Fund	126,903,476.15	153,827,501.57	100.00	2,542,162	1.65